



Do-si-Do with Autism Friendship Kit

K-2 Common Core Standards Alignment Guide

For teachers:

- Introduction/instructions
- Kindergarten
- First grade
- Second grade

The *Do-si-Do with Autism Friendship Kit* includes dozens of engaging learning activities based on the book *Do-si-Do with Autism* by Sarah Stup, a critically acclaimed author with autism.

Sarah's hope is that teachers like you will use the *Friendship Kit* CD/DVD set to promote understanding and friendship between children with and without autism and other disabilities.

The *Do-si-Do with Autism Friendship Kit* includes a wide variety of visually appealing materials and engaging learning activities that can be implemented with children from Pre-K through 4th grade, and in a variety of environments.

In public schools, instruction is targeted to academic standards. To support teachers in using *Friendship Kit* activities in public schools, we have developed this "K-2 Common Core Standards Alignment Guide."

This Guide

- cites the location of each related learning activity in the Friendship Kit CD,
- lists related Common Core Standard(s) for that activity and
- includes instruction and assessment considerations for lesson planning.

You will find separate Common Core Standards alignment charts for Kindergarten, First Grade and Second Grade.

For ease of use, the Common Core Standards are color-coded as follows:

RL - Reading: Literature – Red

SL - Speaking and Listening – Blue

W - Writing – Green

Math - Purple

CC – Counting and Cardinality

NBT – Numbers and Operations in Base Ten

OA – Operations and Algebraic Thinking

The Friendship Kit includes many activities that are not referenced in the Common Core Standards alignment charts. However, although some activities do not align directly to Common Core Standards, they promote friendship as well as skill development in Math, Science, Spelling, Handwriting, Art, and other areas. These fun activities are ideal for enrichment and transition times. Find these supplemental activities in Steps 3 and 4 of the Kit.

Don't miss colorful celebration items such as bookmarks and ribbons in Step 3 (Present) and Certificates in Step 6 (Rewards).

Thank you for making a difference in the lives of children by promoting friendship and understanding among students with and without developmental disabilities—while also teaching critical academic skills and having fun!

The K-2 Common Core Standards Guide to the Do-si-Do with Autism Friendship Kit was developed by **Mary Mazzoni, M.Ed.**

Ms. Mazzoni is an Educational Consultant with the Office of Professional Development and Curriculum for the Berks County Intermediate Unit. She provides training and consultation services for educators, administrators and IEP teams in the eighteen public school districts of Berks County, Pennsylvania. Ms. Mazzoni presents at state and national conferences on transition planning and instruction for students with disabilities. She publishes a blog for parents, educators and youth at www.LifeAfterIEPs.com.

Attachments:

- Brief Table of Contents, *Do-si-Do with Autism Friendship Kit*
- Order form — Take advantage of the bulk discount for educators!

Visit SarahStup.com for other great resources for teachers!

Do-si-Do with Autism Friendship Kit



Learn about
and make friends
with children with autism

Table of Contents (Brief)

Contents

- Brief
- Detailed

Step 1: Get started!

Share the story *Do-si-Do with Autism* by Sarah Stup. Your Kit is based on the story and its characters.

- Movie (DVD) version, with animation, narration and music
- PDF version
- Audio (MP3) version
- Paperback edition (See order form.)
- Stageplay version (See "Step 5.")

Step 2: Prepare!

- Use these quick resources to get ready.
- Consider suggestions as to how and where you and others can use these materials, individually or as a team, for one neighbor child or for a whole unit at school.
- For teachers: "K-2 Common Core Standards Alignment Guide" (See "Teachers" folder.)

Step 3: Present!

Disability Awareness Tool Kit

The heart of the presentation materials!

Speak directly from these child-friendly scripts. Choose from:

- Ready-to-go lesson plans
- Accompanying activities that promote disability awareness. *There are 18!*
- Add some Taylor the Turtle fun sheets to the mix. *There are more than 60!*



Step 4: Entertain and build new skills!

Taylor the Turtle Fun Pack

- Distribute games, puzzles and instant learning activities.

Step 5: Break a leg! (Stage a play!)

Stage a play from this script based on *Do-si-Do with Autism*.

- Raise awareness and entertain your community.
- Modify for a few participants, or do it up big!
- Find easy costuming and scene preparation ideas.

Step 6: We did it!

- Bestow Taylor the Turtle's certificate, rewards and gifts to young advocates and to the adult presenter(s).

Step 7: Meet author Sarah Stup! (Her autism, her writings)

For Teachers:

- K-2 Common Core Standards Alignment Guide

Bonus Movie! "Are your eyes listening?" (on DVD)

Deepen your understanding of autism as author Sarah Stup shares her inspirational inside view of her world.

Order form



Do-si-Do with Autism Friendship Kit

Kindergarten Common Core Standards Alignment Guide

Common Core Standards

Friendship Kit Activities

Planning Considerations

<p>RL.K.1. With prompting and support, ask and answer questions about key details in a text.</p> <p>RL.K.2. With prompting and support, retell stories, including key details.</p> <p>RL.K.3. With prompting and support, identify characters, settings, and major events in a story.</p>	<p><u>Step 1</u> <u>Meet Taylor the Turtle!</u></p> <p>Children listen to the story <i>Do-si-Do with Autism</i> by Sarah Stup</p> <p>The story can be presented via:</p> <ul style="list-style-type: none"> • DVD • MP3 • PDF • Paperback book • Play enacted by older children (<u>Step 5</u>) <p>Prior to presenting story to students, review:</p> <ul style="list-style-type: none"> • <u>Step 1</u> (Get Started) • <u>Step 2</u> (Prepare) 	<p>All Friendship Kit activities are based on the text <i>Do-si-Do with Autism</i> by Sarah Stup</p> <p>Pre-Teach new vocabulary:</p> <ul style="list-style-type: none"> • "Autism" and "Disability" – See <u>Step 3, pgs. 5-6</u> <p>Pre-Reading Activity #2 Match Names Activity <u>Step 3, pg. 13</u></p> <p>Comprehension - Key Concepts <u>Step 3, pgs. 10-18, Discussion Guide</u></p>
<p>SL.K.2. Confirm understanding of a text read aloud or information presented orally or through other media by asking and answering questions about key details and requesting clarification if something is not understood.</p>	<p><u>Step 3, pg. 7</u></p> <p>Introducing a child with autism to classmates</p> <p>To Prepare:</p> <ul style="list-style-type: none"> • Review <u>Step 2</u> • Meet with parent of your student with autism to plan a positive introductory experience. • Share selected materials from Friendship Kit with parent. For example: <u>Step 1, pgs. 2-4</u> <u>Step 2, pgs. 4-7</u> <u>Step 3, pgs. 5-8</u> • Learn from parent: <ul style="list-style-type: none"> - Child's interests - Specific ways to support and include child at school 	<p>Pre-Teach new vocabulary:</p> <p>"Autism" and "Disability" - <u>See Step 3, pgs. 5 & 6</u>)</p> <p>Pre-Teach Concept: Students in our class are alike/different (just like characters in the book). We are more alike than different. <u>Step 3, pgs. 14 & 15</u></p> <p>During presentation: Children asked to raise hands to show when they are "like" the child with autism (a girl, a student, have siblings, like ice cream, like swimming, etc.). Children given opportunity to ask questions.</p> <p>After presentation: Children draw pictures to show ways they will be friends with their classmate with autism. <u>Step 3, pgs. 7-9, plus ideas from parent</u></p>

<p>RL.K.1. With prompting and support, ask and answer questions about key details in a text.</p> <p>RL.K.3. With prompting and support, identify characters, settings, and major events in a story.</p> <p>RL.K.10. Actively engage in group reading activities with purpose and understanding.</p>	<p><u>Step 3, pgs. 10-18 Discussion Guide & Disability Awareness Activities</u></p> <p>General Discussion Questions</p> <p>Activities: Creating Names <u>Activity 3</u> Names & Labels <u>Activity 5</u> Color the Rainbow <u>Activity 6</u> Handprints <u>Activity 7</u> Strengths & Needs <u>Activity 8</u> Design Clothes <u>Activity 11</u> Book Club <u>Activity 13</u> Celebrate <u>Activity 14</u></p>	<p>Choose from General Discussion Questions in the Discussion Guide and select from the supporting activities.</p> <p>Adapt as needed to meet learning objectives and student needs.</p> <p>Activities are described in <u>Step 3, Discussion Guide, pgs. 10-18</u></p> <p>Activity sheets are at the end of the Discussion Guide, as referenced in the activity description.</p>
<p>RL.K.1. With prompting and support, ask and answer questions about key details in a text.</p> <p>RL.K.2. With prompting and support, retell familiar stories, including key details.</p> <p>RL.K.3. With prompting and support, identify characters, settings, and major events in a story.</p> <p>RL.K.7. With prompting and support, describe the relationship between illustrations and the story in which they appear (e.g., what moment in a story an illustration depicts).</p>	<p><u>Step 4, Taylor the Turtle Fun Sheets</u></p> <p>These are divided into categories containing engaging, visually appealing activities.</p> <p><u>Comprehension</u> Taylor’s Experiences <u>Fun Sheet #21</u></p> <p><u>Games and Puzzles</u> Good Detective <u>Fun Sheet #26</u></p> <p><u>Art</u> Stick Puppets <u>Fun Sheet #2</u> Coloring Sheets <u>Fun Sheets # 6-12</u></p>	<p>Taylor’s Experiences Prompted by pictures of story scenes, children identify how Taylor is feeling at that point of the story - and why.</p> <p>Good Detective Children identify where in the story the pictures are found and tell what is happening on that page of the book.</p> <p>Stick Puppets Children use graphic templates to create character puppets and re-enact a scene from the story.</p> <p>Coloring Sheets After coloring a character, children describe that character and retell his/her role in the story.</p>
<p>W.K.2. Use a combination of drawing, dictating, and writing to compose informative/explanatory texts in which they name what they are writing about and supply some information about the topic.</p>	<p><u>Step 3, pgs. 10-18 Discussion Guide & Disability Awareness Activities</u></p> <p>General Discussion questions <u>Discussion Guide</u></p> <p>Activities:</p> <p>Accommodate a Friend <u>Activity 10</u></p> <p>New Friend for Taylor <u>Activity 4</u></p> <p>Bulletin Board <u>Activity 17</u></p>	<p>Children can draw, dictate and/or write responses to:</p> <ul style="list-style-type: none"> - Selected General Discussion Questions <u>pgs. 10-18</u> - Accommodate a Friend - New Friend for Taylor - Bulletin Board Activity <p>Adapt as needed to meet instructional objectives and student needs.</p>

<p>W.K.2. Use a combination of drawing, dictating, and writing to compose informative/explanatory texts in which they name what they are writing about and supply some information about the topic.</p>	<p><u>Step 4, Taylor the Turtle Fun Sheets</u> These are divided into categories containing engaging, visually appealing activities.</p> <p><u>Comprehension</u> How Taylor calms <u>Fun Sheet #22</u></p> <p>Taylor’s experience <u>Fun Sheet #21</u></p> <p>What hurts? <u>Fun Sheet #20</u></p> <p><u>Composition</u> Taylor’s favorite books <u>Fun Sheet #18</u></p> <p><u>Composition</u> Write a note to Taylor <u>Fun Sheet #16</u></p>	<p>Children can draw, dictate and/or write responses to the questions from the Fun Sheets. Adapt as needed to meet instructional objectives and student needs.</p>
<p>S.L.K.1. Participate in collaborative conversations with diverse partners about <i>kindergarten topics and texts</i> with peers and adults in small and larger groups.</p> <p>Follow agreed-upon rules for discussions.</p> <p>Continue conversation through multiple exchanges.</p>	<p><u>Step 3, pgs. 10-18</u> <u>Discussion Guide & Disability Awareness Activities</u></p> <p>Friendship Club <u>Activity 15, Activity Sheet O</u></p> <p>Buddy Up <u>Activity 18</u></p> <p>Communication Board <u>Activity 12, Activity Sheets H, I, J</u></p>	<p>Friendship Club Model examples and non-examples of each of the six Friendship Club items on Activity Sheet O. Engage children in role play to be sure they understand.</p> <p>Buddy Up Special education & general education teachers collaborate to plan activities tailored to the interests and skills of all children and the resources of the school.</p> <p>Individualized supports provided as needed.</p> <p>Visual supports (a picture list of steps) may help to facilitate the participation of all children.</p> <p>Communication Board Children design their own board and use it to communicate with a partner through multiple exchanges without verbal speech.</p>
<p>R.L.K.6. With prompting and support, name the author and illustrator of a story and define the role of each in telling the story.</p>	<p><u>Step 7</u> <u>Meet author Sarah Stup</u></p> <p>“Are Your Eyes Listening?” video <u>on DVD</u></p>	<p>Read the contents of Step 7 to learn about Sarah Stup and her hopes and goals in writing <i>Do-si-Do with Autism</i>. Preview the “Are Your Eyes Listening?” video before playing for students.</p>

<p>K.CC.3. Write numbers from 0 to 20. Represent a number of objects with a numeral 0 -20.</p> <p>K.CC.4. Understand relationship between numbers and quantities: connect counting to cardinality.</p>	<p><u>Step 4, Taylor the Turtle Fun Sheets</u> Math/Science</p> <p>Count the Objects <u>Fun Sheet #44</u></p> <p>Count Mr. Snout <u>Fun Sheet # 46</u></p> <p>Count Taylor’s Books <u>Fun Sheet #47</u></p> <p>Also, graphics from the following Fun Sheets can be used to create learning activities that connect counting to cardinality:</p> <p>Classify Classmates <u>Fun Sheet #58</u></p> <p>and/or</p> <p><u>Games & Puzzles</u> Do-si-Do Memory Game <u>Fun Sheet #23</u></p>	<p>Children count colorful pictures from the story and write corresponding numeral.</p> <p>Graphics from Fun Sheets #23 and #58 can also be copied, laminated and cut to create engaging themed manipulatives for other activities that connect counting to cardinality.</p>
<p>K.OA.1. Represent addition and subtraction with objects, fingers, mental images, drawings, sounds, etc.</p> <p>K.OA.2. Solve addition and subtraction word problems, and add and subtract within 10 (e.g., using objects or drawings to represent the problem).</p>	<p><u>Step 4, Taylor the Turtle Fun Sheets</u> Math/Science</p> <p>Square dance addition <u>Fun Sheet #48</u></p> <p>School bus subtraction <u>Fun Sheet #49</u></p> <p>Character addition and subtraction <u>Fun Sheet #50</u></p> <p>Clothes addition <u>Fun Sheeet #51</u></p> <p>Character subtraction <u>Fun Sheet #52</u></p> <p>Also, graphics from the following Fun Sheets can be used to create addition and subtraction problems:</p> <p><u>Step 4, Taylor the Turtle Fun Sheets</u> Math/Science</p>	<p>Worksheets featuring addition and subtraction problems in various formats related to counting using pictures from <i>Do-si-Do with Autism</i>.</p> <p>Graphics from Fun Sheets #23 and #58 can also be copied, laminated and cut to create engaging themed graphics for addition and subtraction problems.</p>

	<p>Classify Classmates <u>Fun Sheet #58</u></p> <p>and/or</p> <p><u>Step 4, Taylor the Turtle Fun Sheets</u> <u>Games & puzzles</u></p> <p>Do-si-Do Memory Game <u>Fun Sheet #23</u></p>	
<p>K.MD.3. Classify objects into given categories; count the number of objects in each category and sort the categories by count.</p>	<p><u>Step 4, Taylor the Turtle Fun Sheets</u> <u>Science/Senses</u></p> <p>Classify the characters <u>Fun Sheet #58</u></p>	<p>Children group colorful graphics of story characters into various categories.</p>



sarah stup


author, advocate

Sarah Stup is a critically acclaimed and award-winning writer with autism. From her home in Frederick, MD, she writes books for children and adults that educate, entertain and inspire. **Learn more at SarahStup.com.**

For children

Learn about and make friends with children with autism!

Do-si-Do with Autism by Sarah Stup



The book

A delightful story starring Taylor the Turtle with autism. A treat for elementary school students, their teachers and families. Teachers: Find lessons tied to Common Core Standards on SarahStup.com.


32 pages, full color, 8" x 8", \$15/copy, \$12/copy for orders over 10.



The Friendship Kit CD/DVD boxed set

Promotes understanding and acceptance of children with autism, and includes a huge array of materials based on *Do-si-Do with Autism* and its lovable characters. Includes the book in DVD, MP3, PDF and Stageplay formats; disability awareness

lessons with child-friendly scripts and activities; games, puzzles and skill-based fun sheets. More! Lessons aligned with Common Core Standards of Teaching. For parents, teachers, advocacy groups, teen projects and more! CD/DVD set \$49.



Stageplay PDF download

Perform *Do-si-Do with Autism* for your school or larger community to entertain and promote autism awareness. Download from SarahStup.com. \$8.


Free downloads at SarahStup.com!

- **8 ways to make friends with children with autism**
Help children make friends by following these simple suggestions. Features illustrations of *Do-si-Do with Autism*'s delightful crew of characters.
- **Hope's Ingredients**
A curriculum to help young adults identify their goals and interests as they transition from school to employment.

For adults

Are your eyes listening?

by Sarah Stup



The book

Sarah's honest and heartfelt collection of poems, reflections and essays about autism, life, love, spirit and the need to belong. 108 pages, 6" x 9", perfect bound, \$18/copy, \$14/copy for orders over 10.

Video excerpts

Free video download!

Although Sarah cannot speak, her words speak for her. In this touching free video, she takes us inside her world and the very experience of autism. View at SarahStup.com (3:00 approx.)



Ramps over Fear Movie download


An inspirational video for adults, with a powerful message about differences and belonging. Use it to open your meetings, or for personal reflection and inspiration. Download from SarahStup.com. \$5. (Approx. 5 minutes)



Sarah's Keepsake Collection

The first two in a charming line of gift booklets. Send them like greeting cards that can be read and re-read.

- *Heart & Spirit: Words to comfort, inspire and share.*
- *Nest Feathers: A celebration of family, home and memories shared*



Each 12 pages, full color, 5" x 7". Includes special gift mailer!

\$5.99 individual copies; discounts for multiple orders

TO ORDER

- Use this form to order books by **check, money order or cash only**. To order by credit card, go to SarahStup.com.
- Checks/money orders should be made out to: Sarah Stup and sent, along with completed form, to Sarah Stup, 195 Upper College Terrace, Frederick, MD 21701.

Ordered by

Name _____

Address _____

City _____

State _____ Zip _____

E-mail _____

Phone _____


Ship to (if different from the above)

Name _____

Address _____

City _____

State _____ Zip _____



Coming soon!
Paul and His Beast

Sarah's middle-grade novel
Sixth-grader Paul Stephens, desperate to stay in a normal school, tries to tame his "Beast" — the bizarre autistic behaviors that isolate him but also protect him

from an overwhelming world. *Learn more about the book at SarahStup.com.*

All orders are in U.S. currency.

Do-si-Do with Autism

•Book \$15 x ____ copies = \$ _____

Discount: \$12/ea. for orders of 11

or more books x ____ copies = \$ _____

•Friendship Kit \$49 x ____ copies = \$ _____

•Stageplay (Download at SarahStup.com)

Are your eyes listening?

\$18 x ____ copies = \$ _____

Discount: \$14/ea. for orders of 11

or more books x ____ copies = \$ _____

Ramps over fear

(Download at SarahStup.com)

Sarah's Keepsake Collection

All orders include special mailers!

•Heart & Spirit \$5.99 x ____ copies = \$ _____

•Nest Feathers \$5.99 x ____ copies = \$ _____

Discount:

Friendship 3-pack \$15.99 \$ _____

Friendship 5-pack \$25.99 \$ _____

Friendship 10-pack \$47.99 \$ _____

Subtotal \$ _____

(Maryland orders add 6% sales tax) \$ _____

Postage*

For orders up to \$36 = \$3.95

\$37-\$90 = \$4.95

\$91-\$145 = \$5.95

\$146-\$199 = \$6.95

\$200+ = \$9.95

Postage \$ _____

Total \$ _____

*Order online and get free shipping on all orders of \$20 or more!